126X101

MMDA 'B' /PP No. 1
O.N. B/4022/93
Scrutiny
PART I
PART II

APPROVED
SUBJECT TO THE CONDITIONS IN THIS OFFICE LETTER
B/16755/322/93
FOR MEMBER SECRETARY
MADRAS METROPOLITAN DEVELOPMENT AUTHORITY
MADRAS-600 008.

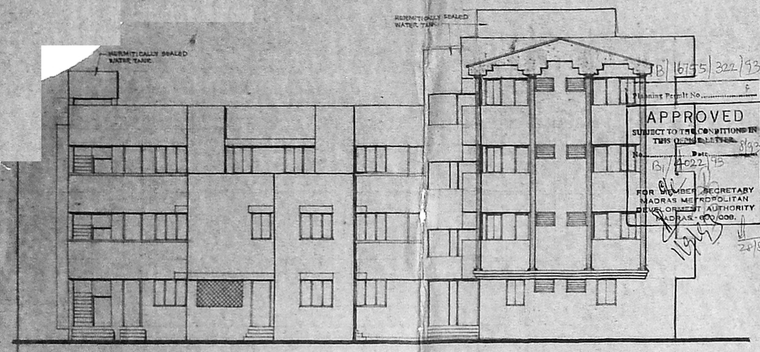

FRONT ELEVATION

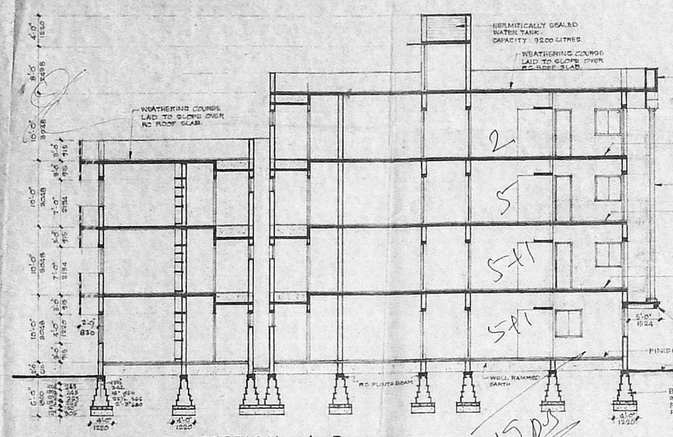

SECTION : A-B.

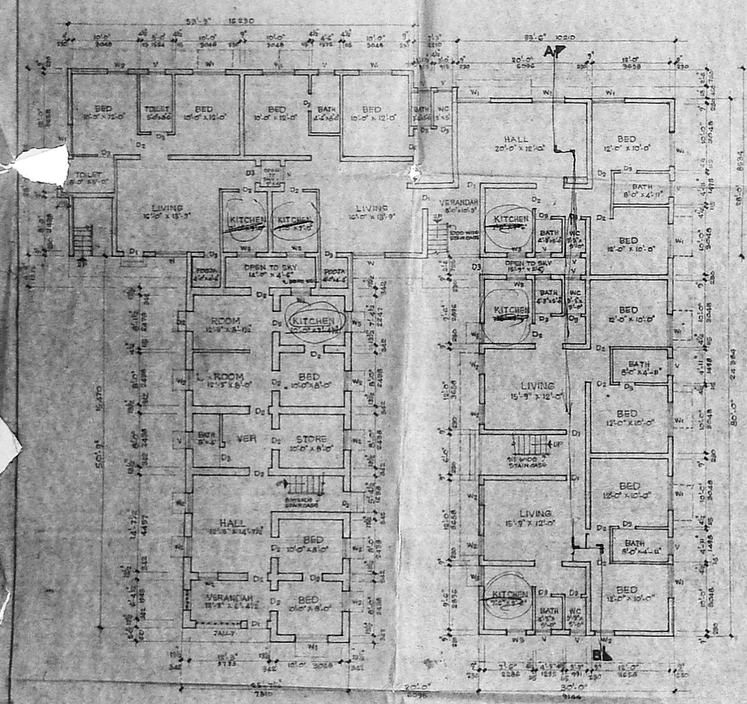

GROUND FLOOR PLAN

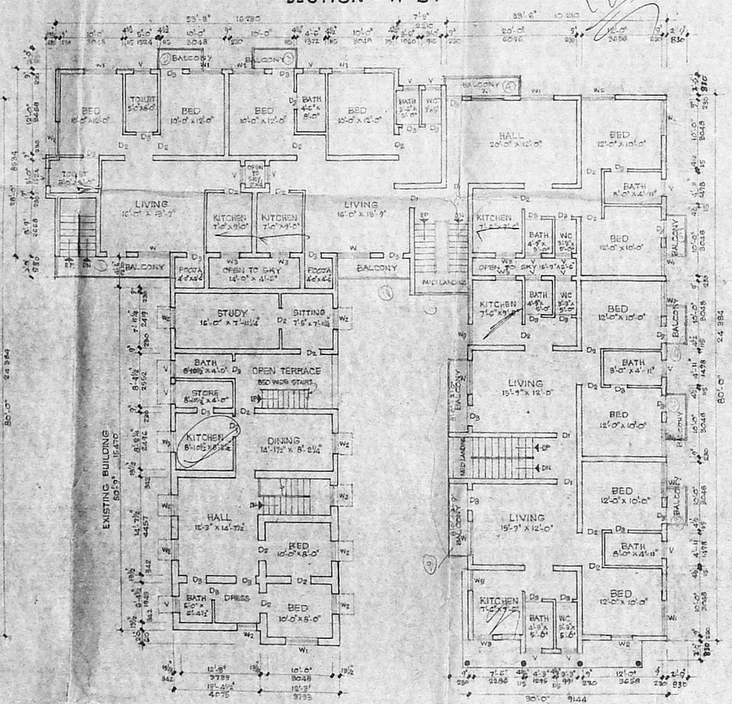

FIRST FLOOR PLAN

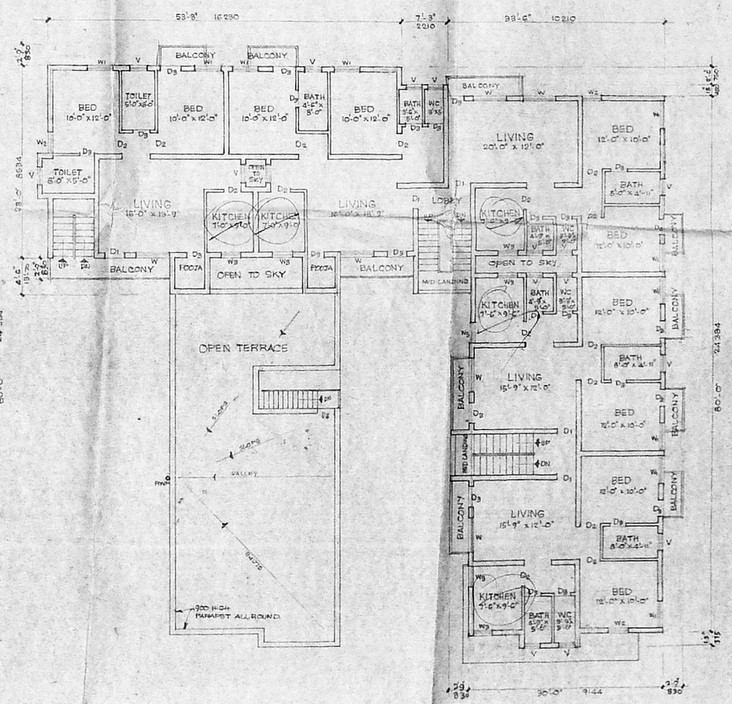

SECOND FLOOR PLAN

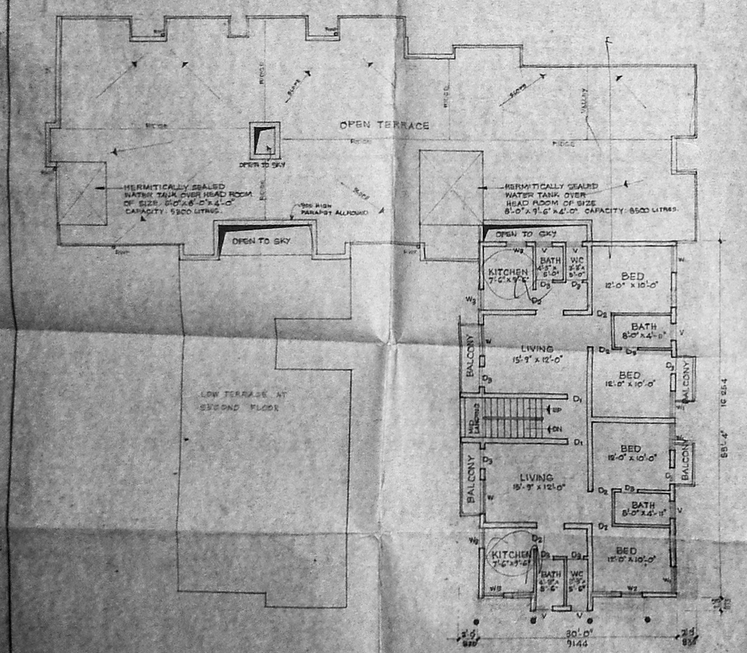

THIRD FLOOR PLAN

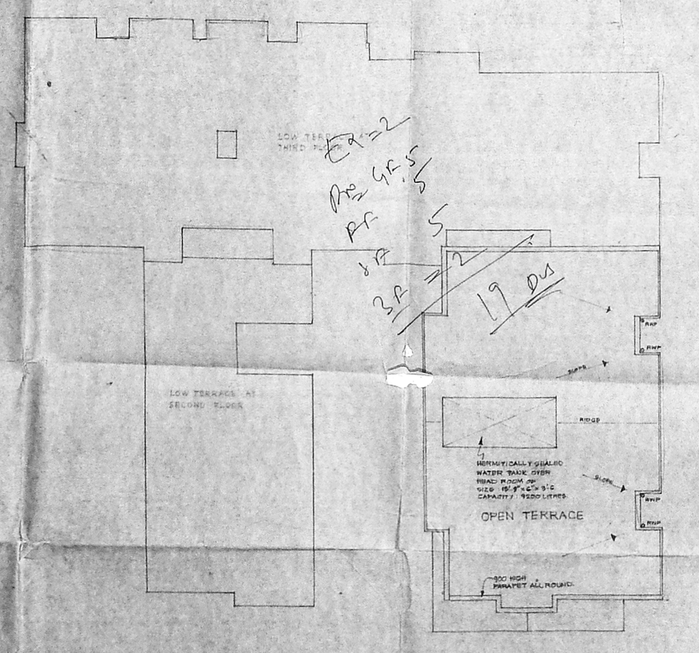

TERRACE PLAN

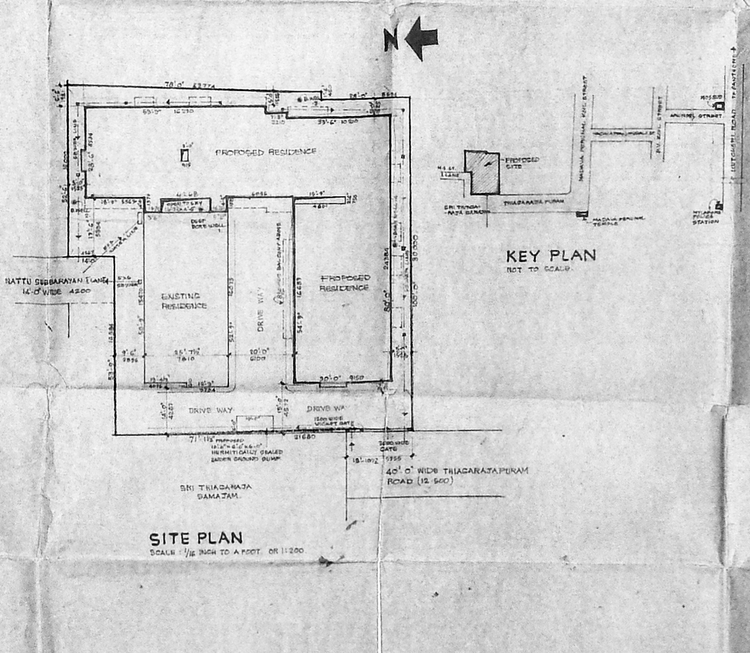

SITE PLAN
SCALE 1/16 INCH TO A FOOT OR 1:200



KEY PLAN
NOT TO SCALE.

SCHEDULE OF JOINERY :-

D1	: DOOR	: 3'-3" x 7'-0"	990 x 2100
D2	: DOOR	: 3'-0" x 7'-0"	915 x 2100
D3	: DOOR	: 2'-6" x 7'-0"	750 x 2100
W	: WINDOW	: 5'-0" x 4'-0"	1500 x 1200
W1	: WINDOW	: 4'-0" x 4'-0"	1200 x 1200
W2	: WINDOW	: 3'-0" x 4'-0"	900 x 1200
W3	: WINDOW	: 3'-0" x 3'-0"	900 x 1000
V	: VENTILATOR	: 3'-0" x 2'-0"	900 x 600

U.P.

SPECIFICATION :-

FOUNDATION : BRICK WORK / HOLLOW CONCRETE BLOCK FOOTING OVER PCC MAT 1:4:8 WITH 40MM GAUGE GRANITE JELLY OVER RIVER SAND CUSHION. RC CONTINUOUS PLINTH BEAM ALL ROUND BELOW G.L. TO TAKE SUPER STRUCTURE.
SUPER STRUCTURE :- BRICK WORK IN C.M. / HOLLOW CONCRETE BLOCK WORK IN C.M. RC CONTINUOUS LINTEL, SUN SHADE, LOFT, FLOOR BEAMS, SLAB etc., IN 1:2:4 MIX, WITH SUITABLE REINFORCEMENTS AS PER DESIGN.
FLOORING :- PCC FLOORING 1:3:6 OVER WELL RAMMED EARTH FINISHED WITH APPROVED QUALITY MOSAIC / MARBLE / GRANITE.
FINISHES :- ALL BRICK WORK, RC WORKS AND PLASTERED WITH C.M.1:4 ON BOTH FACES. PLASTERED FACES ARE PAINTED WITH APPROVED QUALITY CEMENT PAINTS AND WOOD / M.S. ITEMS ARE PAINTED WITH APPROVED QUALITY SYNTHETIC ENAMEL PAINTS.

REFERENCE :-

EXISTING WORK TO BE DEMOLISHED
EXISTING WORK TO BE RETAINED
PROPOSED WORK
BOUNDARY LINE
ROOF
EXG. WATER LINE
EXG. SEWER LINE
PRO. WATER LINE
PRO. SEWER LINE

SCHEDULE OF AREAS :-

EXISTING GROUND FLOOR	1158 SFT.	107.5 SQM.
EXG. FIRST FLOOR	1030 SFT.	95.7 SQM.
PROPOSED GROUND FLOOR	4167 SFT.	387.3 SQM.
PRO. FIRST FLOOR	4263 SFT.	396.2 SQM.
PRO. SECOND FLOOR	4263 SFT.	396.2 SQM.
PRO. THIRD FLOOR	1507 SFT.	140.0 SQM.
BALCONIES IN FIRST FLOOR	110 SFT.	10.23
BALCONIES IN SECOND FLOOR	81.5 SFT.	7.57
BALCONIES IN THIRD FLOOR	110 SFT.	10.23
	88.5 SFT.	8.22
	44 SFT.	4.09
	27.5 SFT.	2.55
TOTAL BUILT UP AREA	19,844 SFT.	1844.06
PLOT AREA	9905 SFT.	920.07

THE PROPOSED ADDITIONS TO THE EXISTING RESIDENCE IN R.S.No: 1905/2 & 1905/3 DOOR No: 6. THIAGARAJAPURAM. MYLAPORE, MADRAS. 600 004.

SCALE 1 1/8 INCH TO A FOOT OR 1:100

OWNER'S SIGNATURE

T. G. KRISHNAMURTHY RAO
CIVIL ENGINEER
CLASS I LICENSED SURVEYOR NO. 370
CORPORATION OF MADRAS
C-10, SAI-II AVENUE
11/12, LAKE VIEW ROAD, MADRAS-600033
LICENSED SURVEYOR